

Student App Manual

The College code for the app is 00081501

31-Dec-19

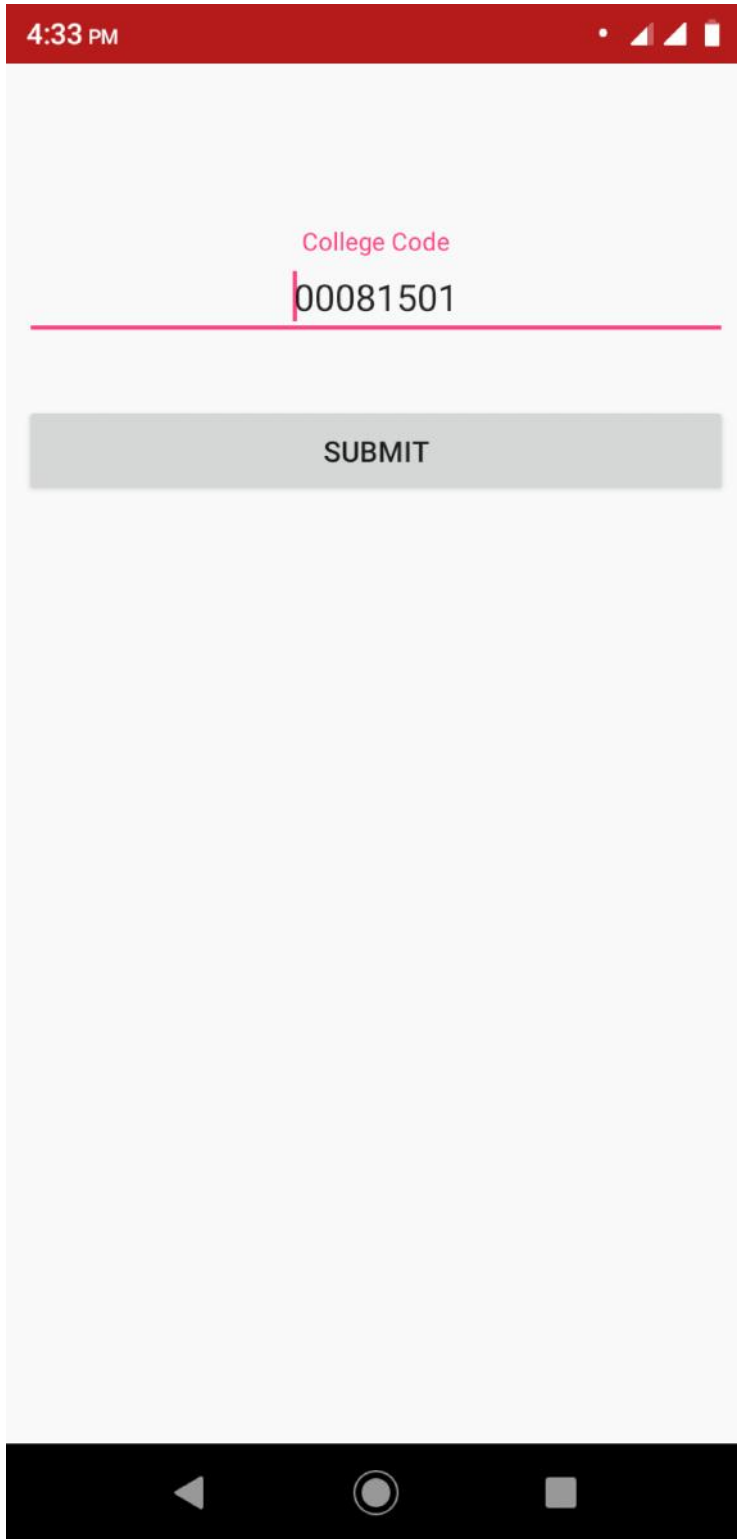


KLE Technological University, Hubballi

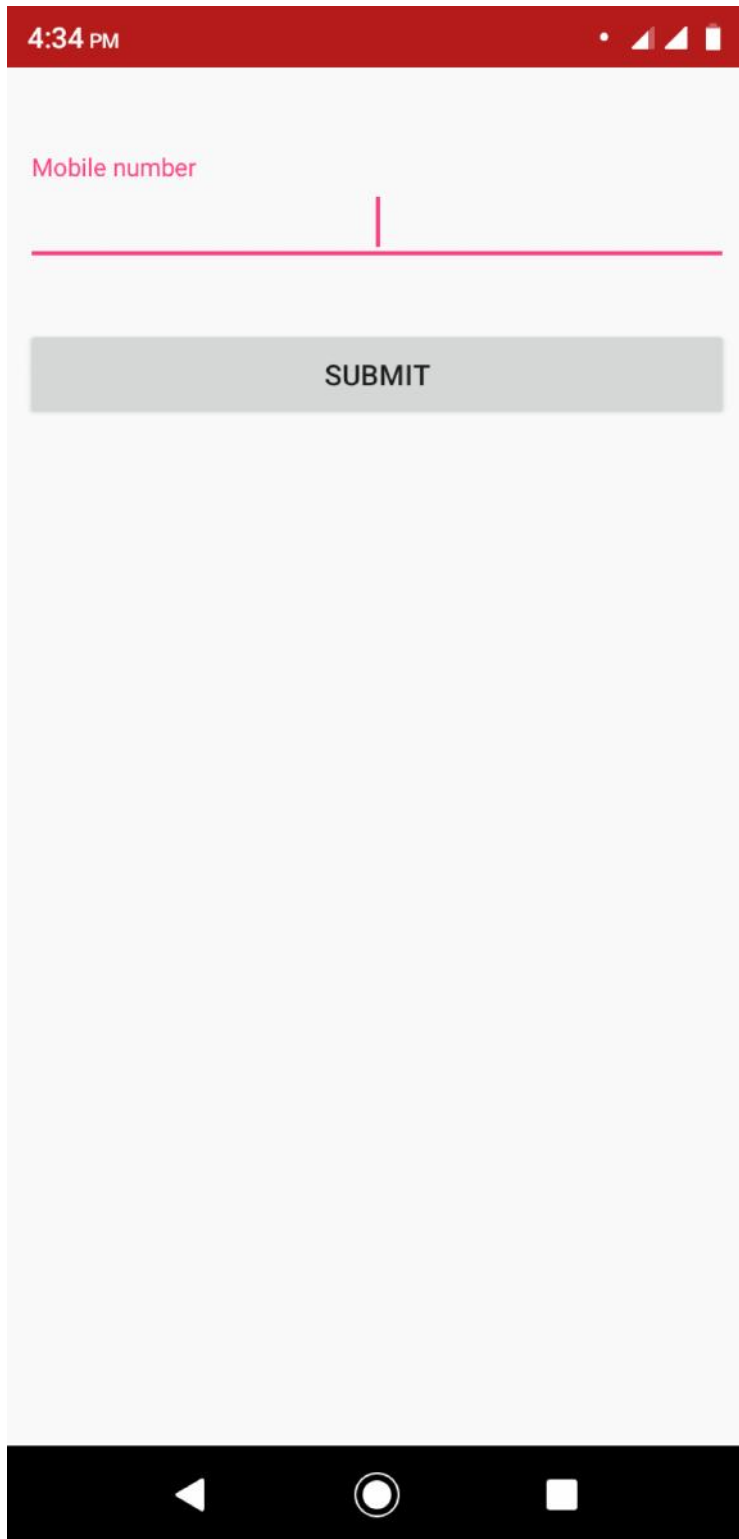
Parent Application

contineo.in

1. Login Page – App ask's for College code. Global college code is 00111601




2. Mobile Number Entry – Enter register mobile number

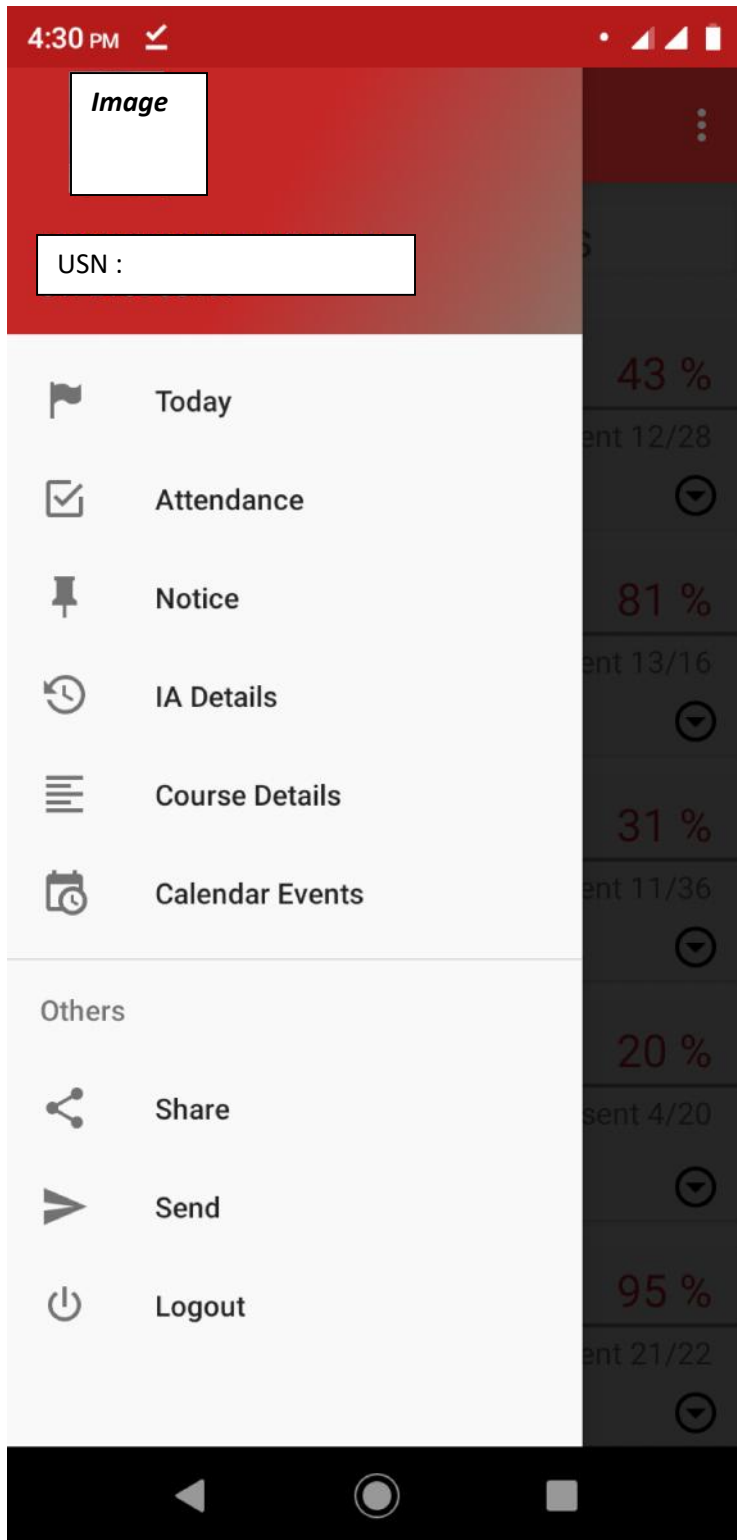


The screenshot shows a mobile application interface with a red status bar at the top displaying the time 4:34 PM and system icons. Below the status bar, the text "Mobile number" is displayed in red. A horizontal red line with a vertical cursor indicates the input field. Below the input field is a grey button labeled "SUBMIT". At the bottom of the screen is a black navigation bar with three white icons: a back arrow, a home circle, and a square.

3. OTP Page – Enter OTP which you received or it will directly verifies mobile number without OTP




4. Home Page – Menu Items, Initially Today option will be selected.

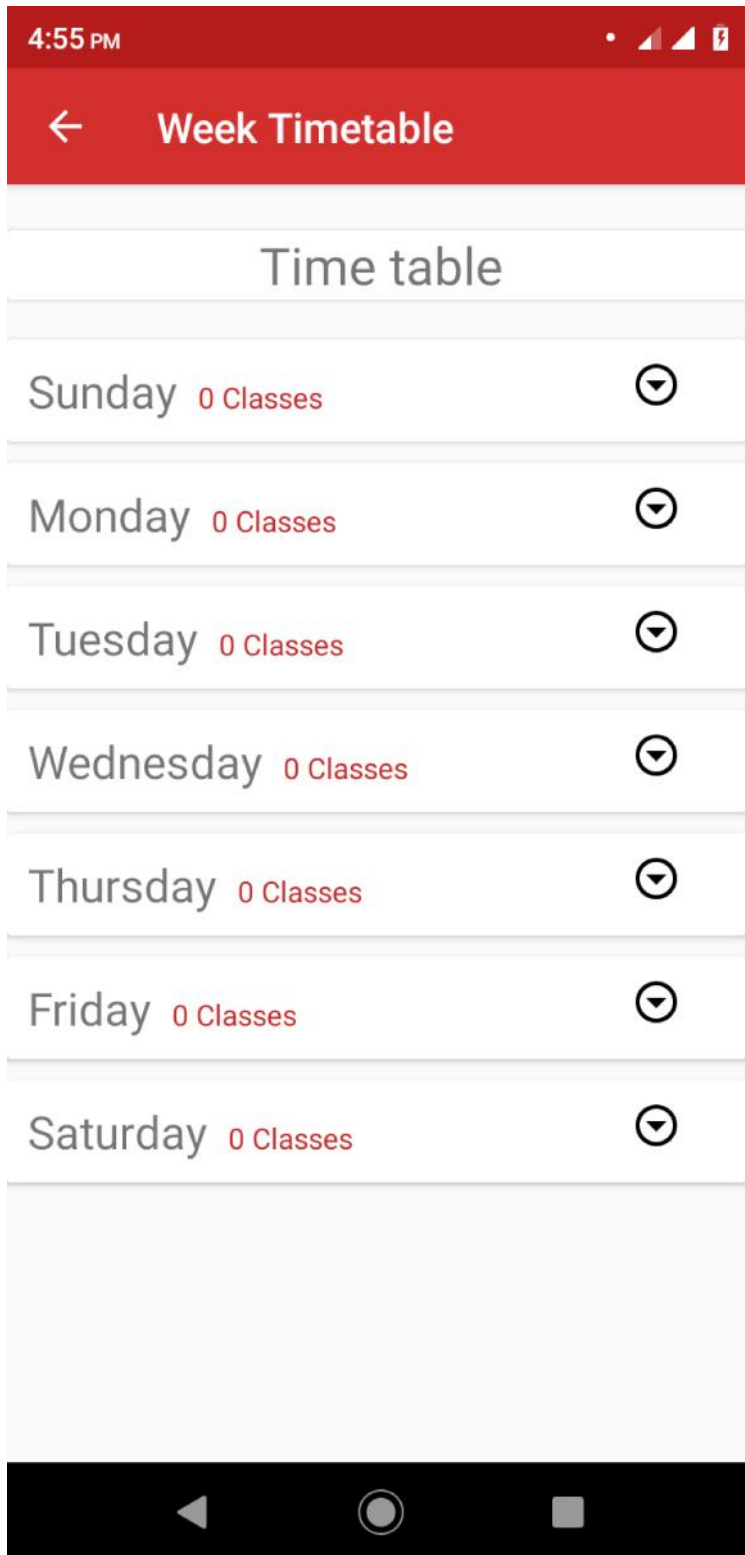


5. Home Page – Today's Classes

There is no timetable now, when timetable is entered, it will be seen here



5.1 If you clicked on calendar icon in home page (Today's Classes), App shows weekly timetable

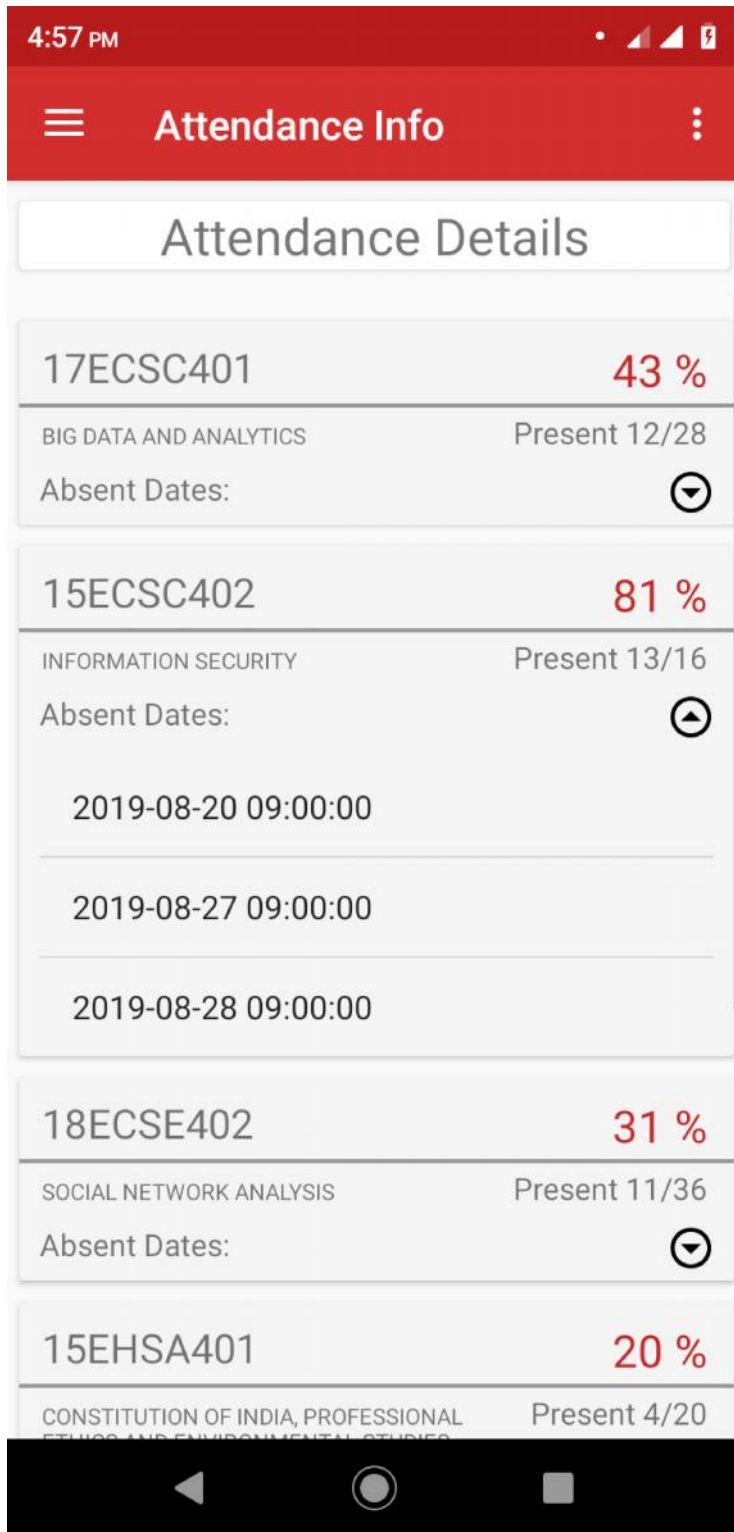


6. 2nd option of home page menu. Attendance info


The screenshot shows a mobile application interface for 'Attendance Info'. At the top, there is a red header bar with a hamburger menu icon on the left, the text 'Attendance Info' in the center, and a vertical ellipsis icon on the right. Below the header, a white box contains the title 'Attendance Details'. The main content area consists of a list of course entries, each with a light gray background and a thin border. Each entry includes a course ID, a course name, an attendance percentage, and a 'Present' count. Below each course name, there is an 'Absent Dates:' label followed by a downward-pointing arrow icon. The bottom of the screen shows a black navigation bar with three icons: a back arrow, a home circle, and a square.

Course ID	Attendance %	Present
17ECSC401	43 %	12/28
15ECSC402	81 %	13/16
18ECSE402	31 %	11/36
15EHSA401	20 %	4/20
19ECSE401	95 %	21/22

6.1 If you select any subject in Attendance info page, it shows absent dates



7. 3rd option of home page menu – It shows list of notices, if any notice published in system



8. 4th option of home page menu. IA details – It shows IA marks, if IA's are not evaluated or not conducted then app shows empty page and displays message "IA Marks detail is not available"

The screenshot shows an Android application interface with a red header bar. The header contains a hamburger menu icon, the text "IA Info", and a vertical ellipsis icon. The main content area is divided into two sections, each representing a different course.

Course 1: 17ECSC401 (Theory)
BIG DATA AND ANALYTICS

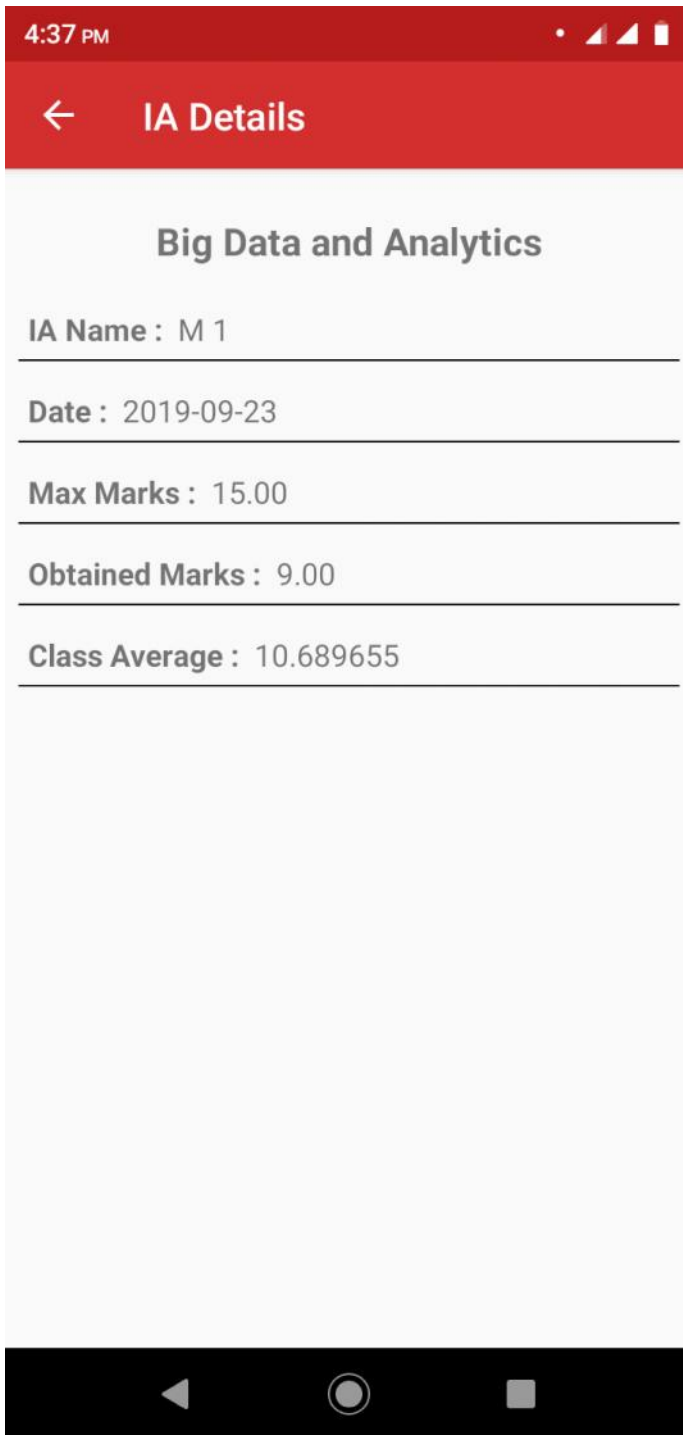
IA Name	Date	Marks
M 1	2019-09-23	9.00/15.00
M 2	2019-11-15	5.00/15.00
A 1	2019-11-26	18.00/20.00

Course 2: 15ECSC402 (Theory)
INFORMATION SECURITY

IA Name	Date	Marks
M 1	2019-09-27	6.00/15.00
M 2	2019-11-25	9.00/15.00
A 1	2019-12-04	16.00/20.00

The bottom of the screen shows the standard Android navigation bar with back, home, and recent apps buttons.

8.1 If you select any IA on IA Info Page, it details that IA details in next page



9. 5th option of home page menu. Course Details

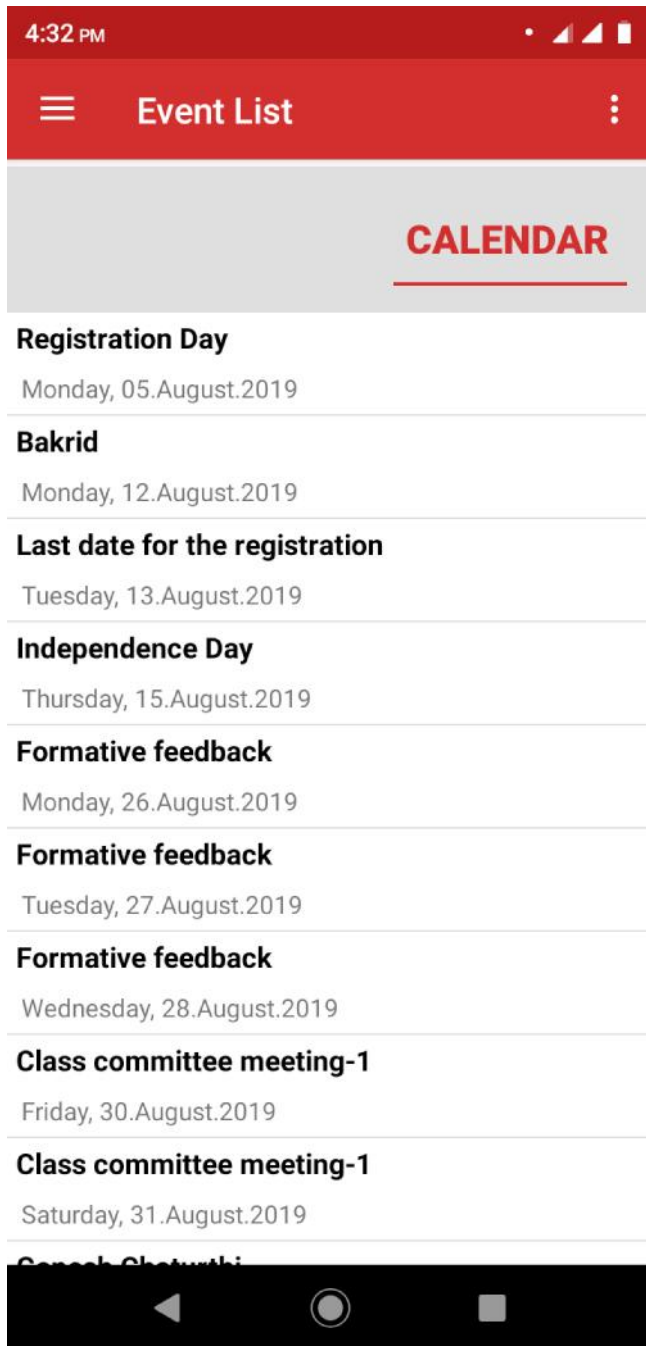
4:32 PM

☰ Course Details ⋮

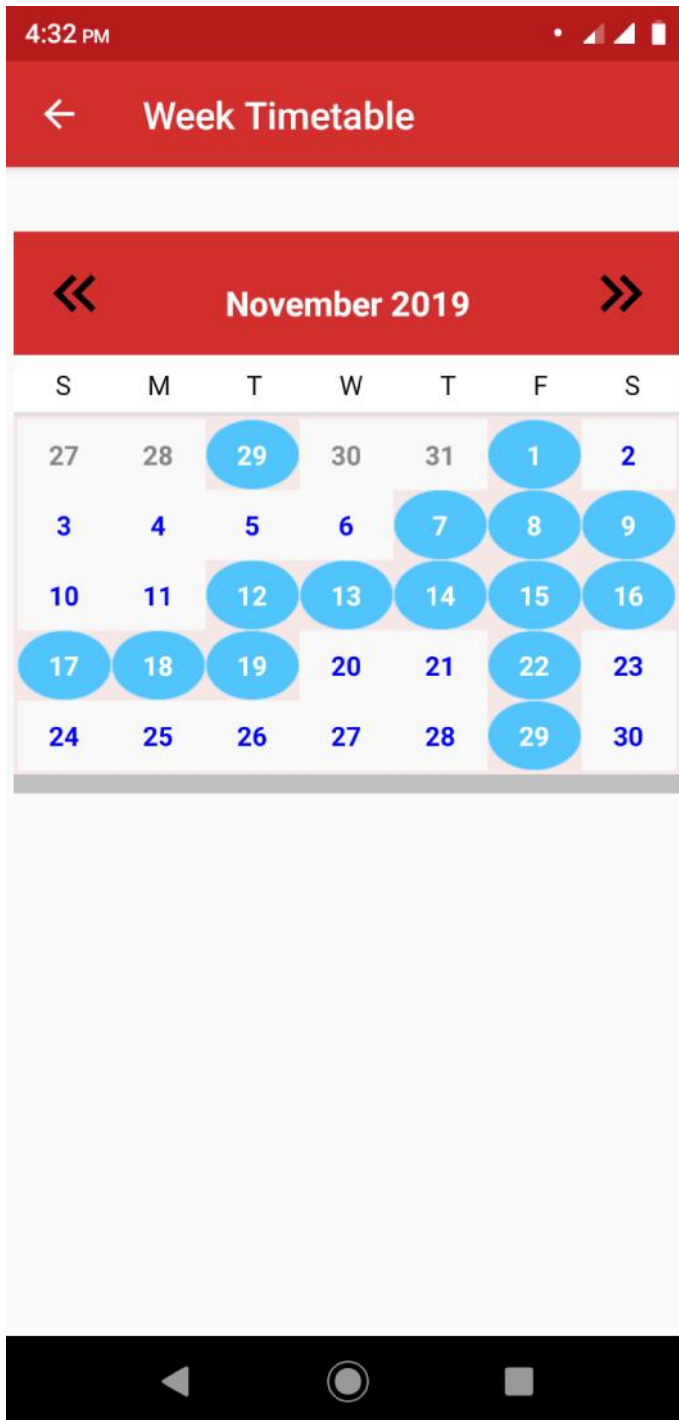
Course Details

17ECSC401	Credits: 3.00
BIG DATA AND ANALYTICS	L-T-P-S: 2-0-1-0
	Theory
CIE : 50	SEE : 50
15ECSC402	Credits: 3.00
INFORMATION SECURITY	L-T-P-S: 2-0-1-0
	Theory
CIE : 50	SEE : 50
18ECSE402	Credits: 3.00
SOCIAL NETWORK ANALYSIS	L-T-P-S: 3-0-0-0
	Theory
CIE : 50	SEE : 50
15EHSA401	Credits: 0.00
CONSTITUTION OF INDIA, PROFESSIONAL ETHICS AND ENVIRONMENTAL STUDIES	L-T-P-S: 0-0-0-0
	Theory
CIE : 50	SEE : 50
19ECSE401	Credits: 3.00
CYBER SECURITY	L-T-P-S: 2-0-1-0
	Theory

10. 5th option of home page menu. Calendar Events – it shows list of events



10.1 If you clicked on CALENDAR in Calendar event page – it shows events in calendar with blue circle. Green color indicates today's date.



10.2 If you clicked on blue color date – it shows that day's event

